

# PERMATENT®

# 82' WIDE 8' SIDE WALLS

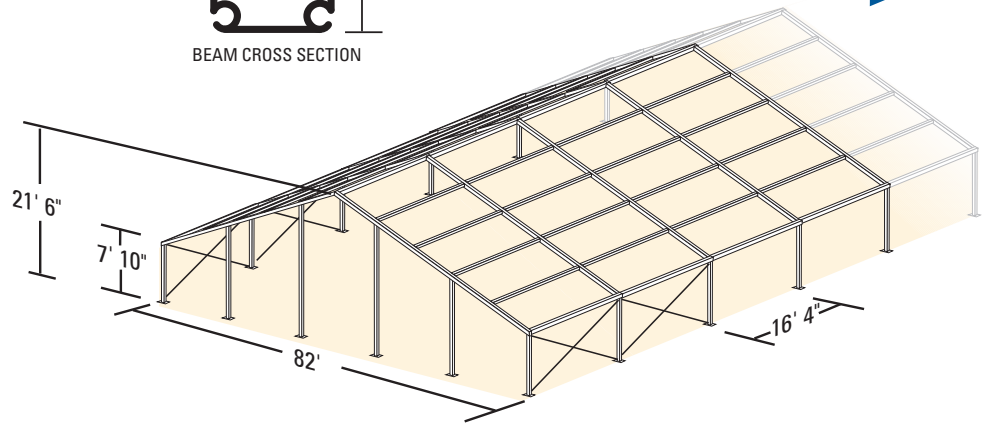
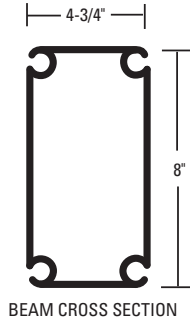
American Pavilion's wide selection of premium products includes highly durable and flexible clearspan PERMATENTS® that can be used in a variety of ways to best meet the needs of our customers.

Engineered for maximum strength with the ability to withstand strong winds and inclement weather, these clear span tents are constructed using a rigid, anodized aluminum frame covered with flame-resistant vinyl fabric. With no center poles or exterior guy-lines, PERMATENTS® are extremely versatile. Designed in a modular system, these clear span tents can be expanded in 16 feet 4 inch lengths making them ideal choices for large exhibits or events.

Clearspan tents have a number of customizable features such as clear roof panels and side walls, varying perimeter heights and specialized sidewalls that can be easily opened or completely removed.

Interior rafters can be utilized for hanging signs, lights, fans, curtains or decorations. A full complement of flooring, lighting, glass doors, temperature control and generators is also available.

Quickly installed and removed, the clearspan PERMATENT® is an excellent choice for all occasions and events.



## Specifications

	US'	Metric
Roof slope:	18°	18°
Side wall height:	7' 10"	2388mm
Peak/ridge height:	21' 6"	6553mm
Distance between trusses:	16' 4"	5000mm
Truss profile:	8" x 4-3/4"	200mm x 120mm
Ridge/rim purlin profile:	4-3/4" x 3-1/4"	120mm x 80mm
Intermediate purlin profile:	2-1/2" x 2-1/2"	60mm x 60mm
Wind loads:	Class C 70 mph winds	Class C 115 km/h winds
Hanging loads <sup>2</sup> :	1000 lbs	455kgs



1706 Warrington Avenue  
Danville, Illinois 61832

**800-424-9699**

[www.americanpavilion.com](http://www.americanpavilion.com)

217-443-0800 | Fax: 217-443-9619

The PERMATENT® is in accordance with all US building code standards including **IBC2009**

<sup>1</sup>US measurements are approximate.

<sup>2</sup>Weight per rafter. Weight has to be equally distributed over the complete width of the rafter. All figures are theoretical calculations, based on a fully enclosed structure.

# PERMATENT®

# 82' WIDE 10' SIDE WALLS

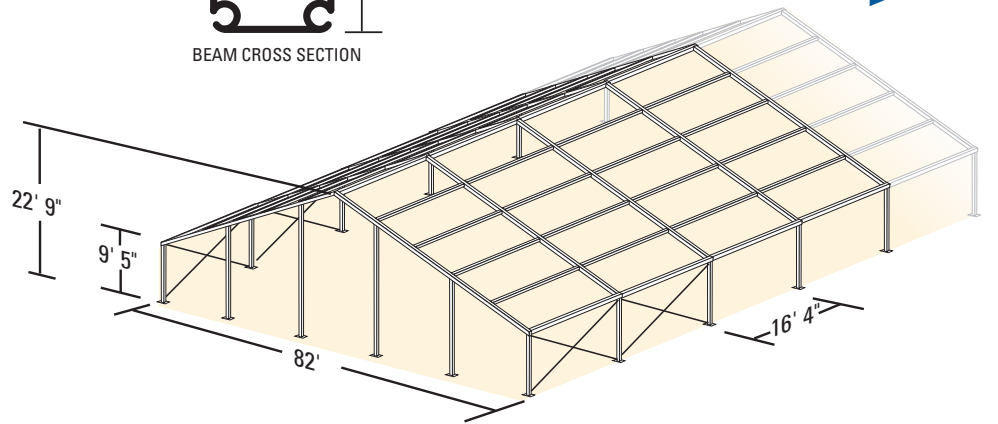
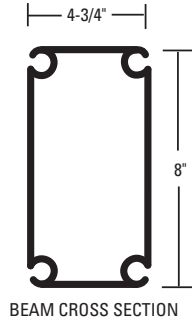
American Pavilion's wide selection of premium products includes highly durable and flexible clearspan PERMATENTS® that can be used in a variety of ways to best meet the needs of our customers.

Engineered for maximum strength with the ability to withstand strong winds and inclement weather, these clear span tents are constructed using a rigid, anodized aluminum frame covered with flame-resistant vinyl fabric. With no center poles or exterior guy-lines, PERMATENTS® are extremely versatile. Designed in a modular system, these clear span tents can be expanded in 16 feet 4 inch lengths making them ideal choices for large exhibits or events.

Clearspan tents have a number of customizable features such as clear roof panels and side walls, varying perimeter heights and specialized sidewalls that can be easily opened or completely removed.

Interior rafters can be utilized for hanging signs, lights, fans, curtains or decorations. A full complement of flooring, lighting, glass doors, temperature control and generators is also available.

Quickly installed and removed, the clearspan PERMATENT® is an excellent choice for all occasions and events.



## Specifications

	US <sup>1</sup>	Metric
Roof slope:	18°	18°
Side wall height:	9' 5"	2870mm
Peak/ridge height:	22' 9"	7264mm
Distance between trusses:	16' 4"	5000mm
Truss profile:	8" x 4-3/4"	200mm x 120mm
Ridge/rim purlin profile:	4-3/4" x 3-1/4"	120mm x 80mm
Intermediate purlin profile:	2-1/2" x 2-1/2"	60mm x 60mm
Wind loads:	Class C 70 mph winds	Class C 115 km/h winds
Hanging loads <sup>2</sup> :	1000 lbs	455kgs



1706 Warrington Avenue  
Danville, Illinois 61832

**800-424-9699**

[www.americanpavilion.com](http://www.americanpavilion.com)

217-443-0800 | Fax: 217-443-9619

The PERMATENT® is in accordance with all US building code standards including **IBC2009**

<sup>1</sup>US measurements are approximate.

<sup>2</sup>Weight per rafter. Weight has to be equally distributed over the complete width of the rafter. All figures are theoretical calculations, based on a fully enclosed structure.